

# Alcatel-Lucent OmniAccess Stellar AP1511

## WLAN Access Points - Indoor Wi-Fi 7

The Alcatel-Lucent OmniAccess® Stellar AP1511 premium entry Wi-Fi 7 Access Point (AP) provides high-efficiency, high-performance 802.11be aggregate **data rates up to 9.328 Gbps across the 2.4/5/6GHz band**. Wi-Fi 7 technology supports a higher density of clients, delivers more capacity for bandwidth-hungry and latency-sensitive applications and provides a dependable, secure network for Internet of Things (IoT) devices. The OmniAccess Stellar WLAN portfolio brings unparalleled experience in connectivity, coverage and performance for the modern, IoT-connected enterprise.



The Wi-Fi 7 OmniAccess Stellar AP1511 is designed to accommodate the dense and high-capacity needs of next-generation mobility and

IoT-enabled networks. The access point is powered with **three radios serving Wi-Fi clients** and an **integrated Bluetooth/Zigbee radio**, enabling the growing needs of enterprise IoT connectivity for powering location and building automation services. The OmniAccess Stellar AP1511 series supports a **maximum aggregate data rate of 9.328 Gbps** (688 Mbps in 2.4GHz, 2.882 Gbps in 5GHz, 5.76 Gbps in 6GHz). The access point provides **1 x 5GE Power over Ethernet (PoE)** uplink.

The OmniAccess Stellar AP1511 supports **802.11be features**, which include **Multi-Link Operation (MLO)**, **Orthogonal Frequency Division Multiplexing (OFDMA)**, **Downlink Multi-User Multiple Input, Multiple Output (DL MU-MIMO)**, **Uplink Multi-User Multiple Input, Multiple Output (UL MU-MIMO)**, **4096 Quadrature Amplitude Modulation mode (4096-QAM)** and more, making tomorrow's diverse digital workspaces highly reliable and efficient.

The OmniAccess Stellar AP1511 features enhanced WLAN technology with **RF Radio Dynamic Adjustment**, a **distributed control Wi-Fi architecture**, **secure network admission** control with Unified Access and **built-in application intelligence and analytics**, making it ideal for enterprises of all sizes that demand a simple, secure and scalable wireless solution.

## 802.11be high efficiency features

IEEE 802.11be allows enterprises to deliver high-performance wireless LAN services with increased throughput, enabling more clients in dense environments and bringing power efficiency to IoT devices, while it remains fully backward compatible with existing 802.11a/b/g/n/ac/ax deployments. The 802.11be standard is a dramatic step forward in wireless LAN technology for all organizations. Some of the key 802.11be features enabled on OmniAccess Stellar AP1511 include:

- **MLO:** A Wi-Fi technology that enables devices connected to a Wi-Fi AP to simultaneously send and/or receive data across different frequency bands and channels. MLO is one of the many core features added in Wi-Fi 7 that help enhance the user experience. The deployment flexibility rendered by MLO is key to addressing SLAs of next-generation user applications.
- **OFDMA:** Enables more clients to simultaneously operate in the same channel, improving efficiency, latency and throughput. OFDMA can concurrently address multiple clients in both directions (DL and UL), including OFDMA Resource Units (RUs). OFDMA is very effective in environments where there are many devices with short frames demanding lower latency.
- **MU-MIMO:** Allows more data to be transferred at once and enables an access point to handle a larger number of concurrent clients
- **4096-QAM:** Boosts peak data rates by as much as 25 percent
- **Transmit beamforming:** Improves signal power resulting in significantly higher rates at a given range
- Support for **512 Compressed Block Ack**

## Deliver enterprise-grade security and scale with simplicity

The OmniAccess Stellar AP1511 enables a visionary, **distributed Wi-Fi architecture with centralized management and policy control**. This enforces security at every step starting at the network edge and allows unparalleled scale in network capacity. This architecture is vital for enabling the next generation of digital enterprise that demands business agility, seamless mobility and secure, IoT-enabled infrastructure, empowering business transformation through continuous innovation.

The OmniAccess Stellar AP1511 provides enhanced security with **WPA3, a new security standard for enterprise and public networks, improving Wi-Fi security** by using advanced security algorithms and stronger ciphers in enterprises including the 192-bit security suite. Public spaces which provide open, non-protected access can now deliver encryption and privacy using OmniAccess Stellar, which supports a new security standard Wi-Fi Enhanced Open based on Opportunistic Wireless Encryption (OWE)..

The APs can be deployed in three different modes, all through a single version of software simplifying IT operations.

The OmniAccess Stellar AP1511 supports **802.1ae MACsec in the uplink port**. This way, the path from the AP to the network access switch can be protected with data confidentiality, data integrity and data origin authenticity. This feature also provides protection against man-in-the-middle attacks..

## Alcatel-Lucent OmniVista® Network Management System

For mid- to large-scale enterprises, the **Alcatel-Lucent OmniVista® Network Management System** provides secure plug-and-play APs for large scale deployment, with user friendly workflows for wireless services and unified access for end-to-end security. It comes with an integrated unified policy authentication manager (UPAM), which helps define authentication strategy and policy enforcement for employees, guest management and BYOD devices. The OmniAccess Stellar AP1511 has built-in DPI technology providing real-time application monitoring and enforcement capabilities. The network administrator can obtain a comprehensive view of applications running in the network and apply adequate controls to optimize the performance of the network for business-critical applications. OmniVista provides advanced options for RF management, wireless Intrusion Detection System/ wireless Intrusion Prevention System (wIDS/wIPS) and heatmaps for WLAN site planning. To further simplify IT, the APs can be managed as one or more groups (a logical grouping of one or more APs).

### Datasheet

The **OmniVista Network Management System** provides two deployment models: **cloud-based or on premises**. Learn more about the [OmniVista Network Management System](#).

- The OmniAccess Stellar AP1511 can be managed by the **OmniVista Cirrus cloud platform. OmniVista Cirrus powers a secure, resilient and scalable cloud-based network management platform**. It offers hassle-free network deployment and easy service rollout with advanced analytics for smarter decision-making. OmniVista Cirrus also provides IT-friendly unified access with secure authentication and policy enforcement for users and devices.
- The OmniAccess Stellar AP1511 can be managed **on-premises from OmniVista**, dedicated for on-premises deployment, which addresses stringent requirements for local infrastructure management, data sovereignty and advanced security compliance.

For small to medium-sized enterprises, **Wi-Fi Express provides secure web managed (HTTPS) cluster deployment**.

The OmniAccess Stellar AP1511, by default, can operate in a cluster architecture to provide simplified plug-and-play deployment. The AP cluster is an autonomous system that consists of a group of OmniAccess Stellar APs managed by one AP that is elected as the primary virtual manager. One AP cluster supports up to 255 APs.

The AP cluster architecture ensures simplified and quick deployment. Once the first AP is configured using the configuration wizard, the remaining APs in the network will come up automatically with an updated configuration. This ensures the whole network is up and functional within a few minutes.

W-Fi Express mode supports role-based management access to the AP cluster which includes Admin, Viewer and GuestOperator access. GuestOperator access simplifies guest account management and can be used by any non-IT person such as a front desk worker or receptionist. The OmniAccess Stellar AP1511 also supports a built-in, customizable captive portal, which enables customers to offer secure and seamless guest access experience.

## Quality of service for unified communication apps

The OmniAccess Stellar AP1511 supports **fine-tuned, quality of service (QoS) parameters** to differentiate and provide appropriate QoS for each application such as voice, video and desktop sharing. Application-aware RF scanning avoids interruption of real-time applications.

## RF management

**Radio Dynamic Adjustment** (RDA) technology automatically assigns **channels and power settings, provides Dynamic Frequency Selection/Transmit Power Control** (DFS/TPC), and ensures that APs **stay clear of all radio frequency interference** (RFI) sources to deliver reliable, high-performance WLAN. The OmniAccess Stellar AP1511 can be configured to provide part-time or dedicated scanning for spectrum analysis and wireless intrusion protection.

## Product specifications

Feature	Description
Radio Specification	<ul style="list-style-type: none"> <li>• AP type: Indoor Wi-Fi 7(802.11be)</li> <li>• Tri Radio, Tri Band: 2.4GHz 2x2 + 5GHz 2x2 + 6GHz 2x2 <ul style="list-style-type: none"> <li>→ 6GHz: 2x2:2 up to 5.76 Gbps wireless data rate to individual 2SS EHT320 802.11be client devices.</li> <li>→ 5GHz: 2x2:2 up to 2.882 Gbps wireless data rate to individual 2SS EHT160 802.11be client devices.</li> <li>→ 2.4GHz: 2x2:2 up to 688 Mbps wireless data rate to individual 2SS EHT40 802.11be client devices.</li> </ul> </li> </ul> <p>Supported frequency bands (country-specific restrictions apply):</p> <ul style="list-style-type: none"> <li>• 2.400 to 2.4835GHz</li> <li>• 5.150 to 5.250GHz</li> <li>• 5.250 to 5.350GHz</li> <li>• 5.470 to 5.725GHz</li> <li>• 5.725 to 5.850GHz</li> <li>• 5.925 to 6.425GHz</li> <li>• 6.425 to 6.525GHz</li> <li>• 6.525 to 6.875GHz</li> <li>• 6.875 to 7.125GHz</li> </ul> <p>Available channels: Dependent on configured regulatory domain Brazil: Maximum transmit power: 24dBm on 2.4GHz, 24dBm on 5GHz Maximum transmit power (limited by local regulatory requirements):</p> <ul style="list-style-type: none"> <li>• 26dBm on 2.4GHz</li> <li>• 26dBm on 5GHz</li> <li>• 27dBm on 6GHz</li> </ul> <p>DFA (dynamic frequency adjustment) optimizes available channels and provides proper transmission power</p> <p>Short guard interval for 20MHz, 40MHz, 80MHz, 160MHz and 320MHz channels</p> <p>Transmit beamforming (TxBF) for increased signal reliability and range</p> <p>802.11n/ac packet aggregation: Aggregated MAC protocol data unit (A-MPDU), Aggregated MAC service data unit (A-MSDU)</p> <p>Supported data rates (Mbps):</p> <ul style="list-style-type: none"> <li>• 802.11b: 1, 2, 5.5, 11</li> <li>• 802.11a/g: 6, 9, 12, 18, 24, 36, 48, 54</li> <li>• 802.11n(2.4GHz): 6.5 to 300 (MCS0 to MCS15, HT20 to HT40)</li> <li>• 802.11n(5GHz): 6.5 to 300 (MCS0 to MCS15, HT20 to HT40)</li> <li>• 802.11ac(2.4GHz): 6.5 to 400 (MCS0 to MCS9, NSS=1 to 2, VHT20 to VHT40)</li> <li>• 802.11ac(5GHz): 6.5 to 866.7 (MCS0 to MCS9, NSS = 1 to 2, VHT20 to VHT80)</li> <li>• 802.11ax(2.4GHz): 3.6 to 574 (MCS0 to MCS11, NSS = 1 to 2, HE20 to HE40)</li> <li>• 802.11ax(5GHz): 3.6 to 2402 (MCS0 to MCS11, NSS = 1 to 2, HE20 to HE160)</li> <li>• 802.11ax(6GHz): 3.6 to 2402 (MCS0 to MCS11, NSS = 1 to 2, HE20 to HE160)</li> <li>• 802.11be(2.4GHz): 3.6 to 688 (MCS0 to MCS13, NSS = 1 to 2, EHT20 to EHT40)</li> <li>• 802.11be(5GHz): 3.6 to 2882 (MCS0 to MCS13, NSS = 1 to 2, EHT20 to EHT160)</li> <li>• 802.11be(6GHz): 3.6 to 5765 (MCS0 to MCS13, NSS = 1 to 2, EHT20 to EHT320)</li> </ul> <p>Supported modulation types:</p> <ul style="list-style-type: none"> <li>• 802.11b: BPSK, QPSK, CCK</li> <li>• 802.11a/g/n/ac: BPSK, QPSK, 16-QAM, 64-QAM, 256-QAM</li> <li>• 802.11ax: BPSK, QPSK, 16-QAM, 64-QAM, 256-QAM, 1024-QAM</li> <li>• 802.11be: BPSK, QPSK, 16-QAM, 64-QAM, 256-QAM, 1024-QAM, 4096-QAM</li> <li>• 802.11n high-throughput (HT) support: HT 20/40</li> <li>• 802.11ac very high throughput (VHT) support: VHT 20/40/80</li> <li>• 802.11ax high efficiency (HE) support: HE 20/40/80/160</li> <li>• 802.11be Extreme High Throughput (EHT) support: EHT 20/40/80/160/320</li> <li>• 802.11ac very high throughput (VHT) support: VHT 20/40/80</li> <li>• 802.11ax high efficiency (HE) support: HE 20/40/80/160</li> <li>• 802.11be Extreme High Throughput (EHT) support: EHT 20/40/80/160/320</li> </ul> <p>Advanced cellular coexistence (ACC)</p> <p>Minimizes interference from 3G/4G cellular networks, distributed antenna systems and commercial small cell/femtocell equipment</p> <p>802.11mc/az Fine timing measurement (FTM)</p> <p>Bluetooth 5.4/Zigbee: up to 6dBm transmit power (class 1) and -93dBm receive sensitivity Integrated omnidirectional antenna with peak gain of 4.3dBi</p>
Interfaces	<p>1x multi-gigabit 100M/1G/2.5G/5G IEEE 802.3bz compliant autosensing (RJ-45) uplink port Eth0. Power over Ethernet (PoE) 802.3bt compliant. IEEE 802.3az Energy-Efficient Ethernet (EEE). MACsec.</p> <p>1x USB 2.0 Type C (5V, 500mA)</p> <p>1x USB Type C console</p> <p>Reset button: Factory reset</p>

Feature	Description			
Visual indicators (Tri-color LED)	For system and radio status <ul style="list-style-type: none"> <li>• Red flashing: System abnormal, link down</li> <li>• Red light: System startup</li> <li>• Red and blue rotate flashing: System running, OS upgrading</li> <li>• Blue light: System running, dual or tri bands working</li> <li>• Green flashing: System running, no SSID created</li> <li>• Green light: System running, single band working</li> <li>• Red, blue and green rotate flashing: System running, use for location of an AP</li> </ul>			
Security	<ul style="list-style-type: none"> <li>• Integrated Trusted Platform Module (TPM 2.0) for secure storage of credentials and keys</li> <li>• 802.11i, WPA2, WPA3, Enterprise with CNSA option, Personal (SAE)</li> <li>• 802.1X</li> <li>• WEP, Advanced Encryption Standard (AES), Temporal Key Integrity Protocol (TKIP)</li> <li>• Firewall: ACL, wIPS/wIDS and DPI application policy enforcement with OmniVista</li> <li>• Portal page authentication</li> <li>• MACsec Eth0</li> </ul>			
Antenna	Integrated omni-directional antennas with maximum antenna gain of 5.6dBi in 2.4GHz and 5.9dBi in 5GHz and 6.4dBi in 6GHz			
Receive sensitivity		2.4 GHz	5 GHz	6 GHz
	1 Mbps	-99		
	11 Mbps	-90		
	6 Mbps	-95	-94	
	54 Mbps	-77	-76	
	HT20(MCS0/8)	-94	-95	
	HT20(MCS7/15)	-76	-75	
	HT40(MCS0/8)	-93	-92	
	HT40(MCS7/15)	-74	-73	
	VHT20(MCS0)	-94	-94	
	VHT20(MCS8)	-73	-72	
	VHT40(MCS0)	-93	-92	
	VHT40(MCS9)	-68	-68	
	VHT80(MCS0)		-89	
	VHT80(MCS9)		-64	
	HE20(MCS0)	-94	-94	-93
	HE20(MCS11)	-66	-65	-64
	HE40(MCS0)	-91	-91	-89
	HE40(MCS11)	-63	-62	-61
	HE80(MCS0)		-89	-87
	HE80(MCS11)		-61	-59
	HE160(MCS0)		-87	-86
	HE160(MCS11)		-57	-56
	EHT20(MCS0)	-93	-94	-92
	EHT20(MCS13)		-59	-57
	EHT40(MCS0)	-93	-91	-89
	EHT40(MCS13)		-57	-56
	EHT80(MCS0)		-89	-88
	EHT80(MCS13)		-56	-55
	EHT160(MCS0)		-87	-86
	EHT160(MCS13)		-54	-53
	EHT320(MCS0)			-83
	EHT320(MCS13)			-52

Features	Description			
Maximum transmit power (per chain)		2.4 GHz	5 GHz	6 GHz
	1 Mbps	18 dBm		
	11 Mbps	18 dBm		
	6 Mbps	18 dBm	18 dBm	
	54 Mbps	18 dBm	18 dBm	
	HT20(MCS0/8)	18 dBm	18 dBm	
	HT20(MCS7/15)	17 dBm	17 dBm	
	HT40(MCS0/8)	18 dBm	18 dBm	
	HT40(MCS7/15)	17 dBm	17 dBm	
	VHT20(MCS0)	18 dBm	18 dBm	
	VHT20(MCS8)	16 dBm	17 dBm	
	VHT40(MCS0)	18 dBm	18 dBm	
	VHT40(MCS9)	15 dBm	16 dBm	
	VHT80(MCS0)		18 dBm	
	VHT80(MCS9)		16 dBm	
	HE20(MCS0)	18 dBm	18 dBm	18 dBm
	HE20(MCS11)	13 dBm	16 dBm	15 dBm
	HE40(MCS0)	18 dBm	18 dBm	18 dBm
	HE40(MCS11)	13 dBm	16 dBm	15 dBm
	HE80(MCS0)		18 dBm	18 dBm
	HE80(MCS11)		16 dBm	16 dBm
	HE160(MCS0)		18 dBm	18 dBm
	HE160(MCS11)		16 dBm	16 dBm
	EHT20(MCS0)	18 dBm	18 dBm	18 dBm
	EHT20(MCS13)	14 dBm	15 dBm	14 dBm
	EHT40(MCS0)	18 dBm	18 dBm	18 dBm
	EHT40(MCS13)	14 dBm	15 dBm	14 dBm
	EHT80(MCS0)		18 dBm	18 dBm
	EHT80(MCS13)		15 dBm	15 dBm
	EHT160(MCS0)		18 dBm	18 dBm
	EHT160(MCS13)		15 dBm	15 dBm
	EHT320(MCS0)			18 dBm
	EHT320(MCS13)			15 dBm
• Note: Maximum transmit power is limited by local regulatory settings.				
Power	Supports direct DC power and Power over Ethernet (PoE) When both power sources are available, DC power takes priority over PoE Direct DC source: <ul style="list-style-type: none"> <li>• DC source: 40~57V</li> <li>• PoE: IEEE 802.3at/bt compliant source</li> <li>• Maximum (worst case) power consumption: 23.4W (single input IEEE 802.3at PoE)</li> </ul>			
Mounting	Ceiling/wall mounting (Mount kit needs to be ordered separately)			
Environmental	Operating: <ul style="list-style-type: none"> <li>• Temperature: 0°C to 50°C (-32°F to +122°F)</li> <li>• Humidity: 5% to 95% non-condensing</li> </ul> Storage and transportation: Temperature: -40°C to +70°C (-40°F to +158°F) <ul style="list-style-type: none"> <li>• Temperature: -40°C to +70°C (-40°F to +158°F)</li> </ul>			

Features	Description
Dimensions/Weight	<p>Single AP excluding packing box and accessories:</p> <ul style="list-style-type: none"> <li>• 190mm (W) x 190mm (D) x 38mm (H) - 7.48" (W) x 7.48" (D) x 1.50" (H)</li> <li>• 764g/1.68lb</li> </ul> <p>Single AP including packing box and accessories:</p> <ul style="list-style-type: none"> <li>• 228mm (W) x 198mm (D) x 66mm (H) - 8.98" (W) x 7.80" (D) x 2.60" (H)</li> <li>• 943g/2.07lb</li> </ul>
Reliability	MTBF: 1,075,632h (122.79 years) at +25°C operating temperature
Capacity	Up to 16 SSID/Radio. Support for up to 256 associated client devices per radio. Total 768 associated clients per AP.
Software features	<p>Up to 5K APs when managed by OmniVista Terra (OVT)<sup>(1)</sup></p> <p>Up to 12K APs when managed by OmniVista Cirrus (OVC) for a single tenant<sup>(1)</sup></p> <p>Up to 255 APs per web managed (HTTP/ HTTPS) cluster (Express Mode)</p> <p>Auto channel selection</p> <p>Auto transmit power control Bandwidth control per SSID L2 roaming</p> <p>L3 Roaming with OmniVista</p> <p>Captive portal (Internal/External)</p> <p>Guest self-registration with optional SMS notification with OmniVista</p> <p>Internal user database</p> <p>RADIUS client</p> <p>Guest social-login with OmniVista</p> <p>RADIUS proxy authentication with OmniVista</p> <p>LDAP/AD proxy authentication with OmniVista</p> <p>Wireless QoE</p> <p>Band steering</p> <p>Client smart load balance</p> <p>Client sticky avoidance</p> <p>User behavior tracking</p> <p>Allow/Block list</p> <p>Zero-Touch Provisioning (ZTP)</p> <p>NTP Client</p> <p>ACL</p> <p>DHCP/DNS/NAT</p> <p>Wireless MESH P2P/P2MP</p> <p>Wireless Bridge</p> <p>Rogue AP location and containment</p> <p>Dedicated Scanning AP</p> <p>System log report</p> <p>SSHv2</p> <p>SNMPv2</p> <p>Wireless attack detection with OmniVista</p> <p>Heatmap with OmniVista</p> <p>Stanley Healthcare/Aeroscout RTLS support</p> <p><sup>(1)</sup> Please check the current scalability from your ALE Sales representatives, as these numbers are increasing in each OmniVista release. Up to 4K APs with OmniVista 2500.</p>
IEEE standard	<p>IEEE 802.11a/b/g/n/ac/ax/be IEEE 802.11e WMM, U-APSD</p> <p>IEEE 802.11h, 802.11i, 802.11e QoS</p> <p>IEEE 802.1Q (VLAN Tagging)</p> <p>802.3az Energy-Efficient Ethernet</p> <p>802.11w Protected Management Frames</p> <p>802.11k Radio Resource Management</p> <p>802.11v BSS Transition Management</p> <p>802.11r Fast roaming</p> <p>802.1ae MAC Security – MACsec</p> <p>802.1x Port-Based Network Access Control (Including MACsec Key Agreement protocol)</p>

Features	Description
Regulatory & certification	CB Scheme Safety, cTUVus Wi-Fi CERTIFIED Wi-Fi 7, Passpoint R3 FCC CE Marked Bluetooth SIG RoHS, REACH, WEEE UL2043 Plenum rating 2014/35/EU Low Voltage Directive 2014/30/EU EMC Directive 2011/65/EU RoHS Directive 2014/53/EU Radio Equipment Directive EN 55032 EN 55035 EN 60601-1-1 & EN 60601-1-2 IEC/EN 60950 and 62368 EN 300 328 EN 301 893 EN 301 489-1 EN 301 489-17 EN 62311 EN 303 687

## Ordering information

Access Points	Description
OAW-AP1511-RW	OmniAccess Stellar Indoor AP1511. Tri radio, Tri band 2.4/5/6GHz 2x2 Wi-Fi 7, integrated omni antenna. BLE/Zigbee radio. 1x 5GE (PoE), Console, USB, 48V DC. AP mount to be ordered separately. Regulatory domain not for use in US, Japan.
OAW-AP1511-US	OmniAccess Stellar Indoor AP1511. Tri radio, Tri band 2.4/5/6GHz 2x2 Wi-Fi 7, integrated omni antenna. BLE/Zigbee radio. 1x 5GE (PoE), Console, USB, 48V DC. AP mount to be ordered separately. Restricted Regulatory Domain: US

Accessories	Description
AP-MNT-IN-BE (single pack)	Indoor mounting kit enhanced, Type B1 (9/16) and Type B2 (15/16) for T shaped ceiling rail mounting. Applicable for OmniAccess Stellar Indoor AP1101, AP12xx, AP13xx, AP14xx and AP15xx series.
AP-MNT-IN-WE (single pack)	Indoor metal mounting kit, Type WE for flat surface: wall, ceiling and electrical box mounting.
AP-MNT-IN-CE (single pack)	Indoor mounting kit enhanced, Type C1 (Open Silhouette) and C2 (Flanged Interlude), for other shaped ceiling rail mounting. Applicable for OmniAccess Stellar Indoor AP1101, AP12xx, AP13xx, AP14xx and AP15xx series.
POE60U-1BT-X-R	IEEE 802.3bt (60W) PoE midspan. Support data speeds 1/2.5/5/10GE. No power cord included. Please order PWR-CORD-XX for country specific power cord.
ADP-50GRBD	48V/30W AC-to-DC Power Adapter with Type A DC plug 2.1*5.5*9.5mm circular, straight. Please order PWR-CORD-XX for country specific power cord.

## Warranty

OmniAccess Stellar Access Points come with Hardware Limited Lifetime Warranty (HLLW).

## Services and support

For information about our Professional services, Support services and Managed services, please go to:

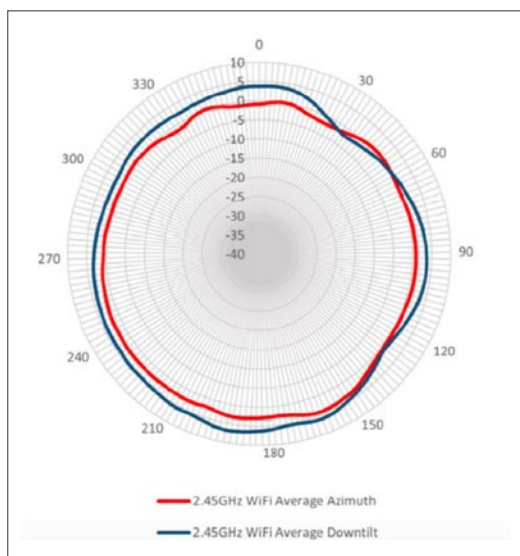
<http://enterprise.alcatel-lucent.com/?services=EnterpriseServices&page=directory>

## Datasheet

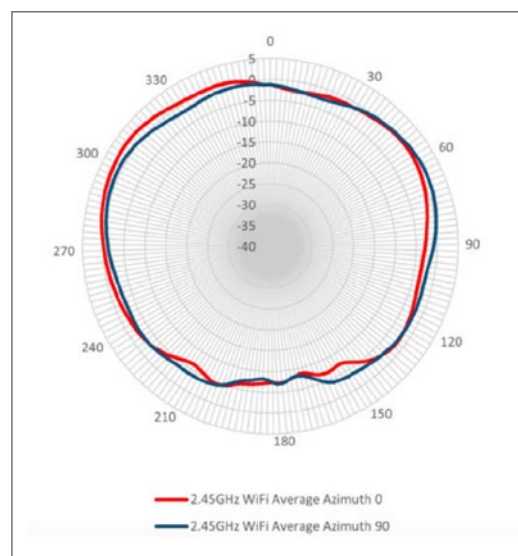
Alcatel-Lucent OmniAccess Stellar AP1511



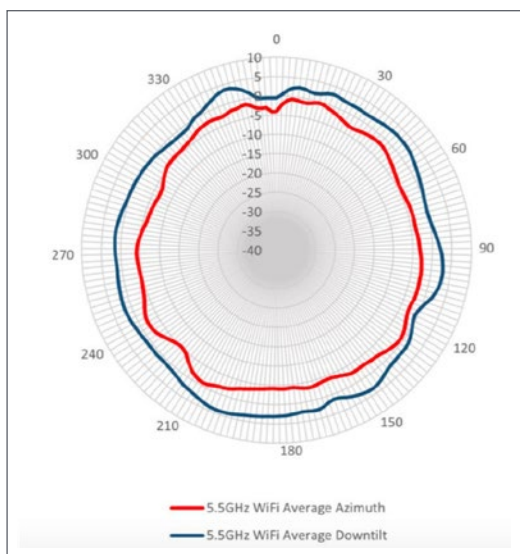
Azimuth plane (top view) - 2.4GHz



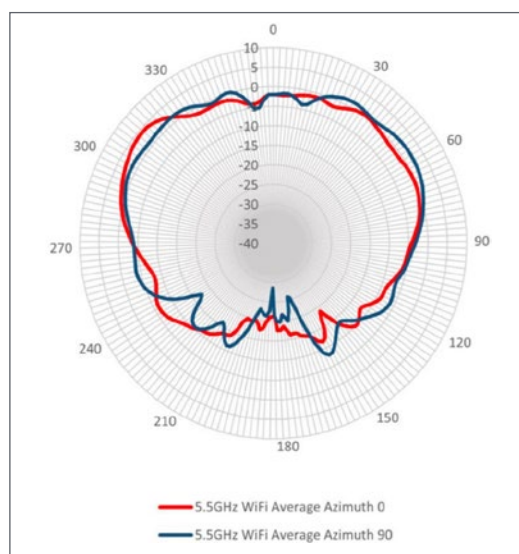
Elevation plane (side view) - 2.4GHz



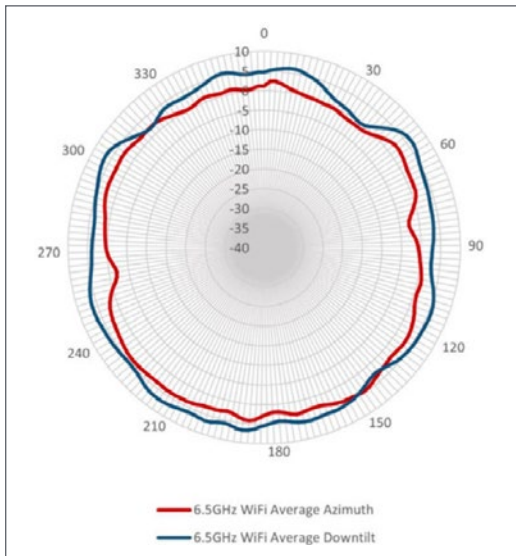
Azimuth plane (top view) - 5GHz



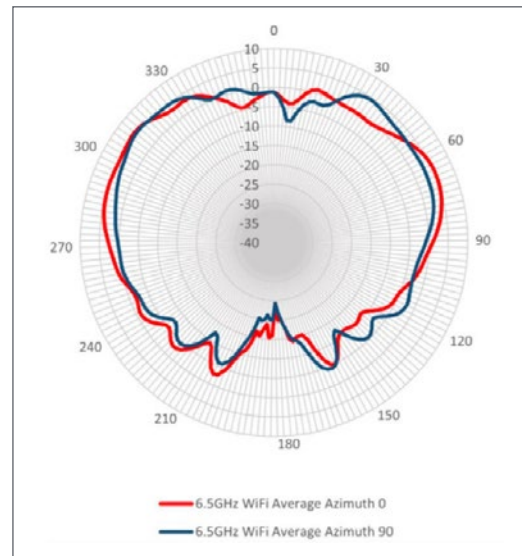
Elevation plane (side view) - 5GHz



Azimuth plane (top view) - 6GHz

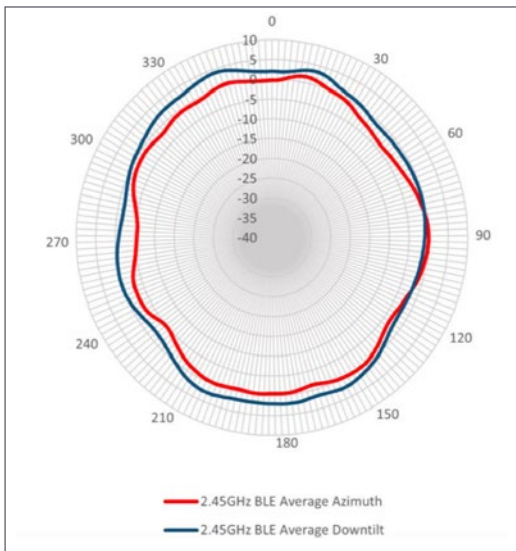


Elevation plane (side view) - 6GHz



## BLE radio antenna pattern

Azimuth plane (top view) - BLE



Elevation plane (side view) - BLE

